



INUS ATHENS
ANNUAL
CONGRESS 2023
June 8-10th



under the auspices of the Hellenic Urological Association



πάντα ῥεῖ - panta rhei -
everything flows

Receive up to
CME points
for your
participation



WELCOME

Dear friends and colleagues, Ladies and Gentlemen

It is our great honor and pleasure to invite you to attend the **INUS Annual Congress to be held in Athens, Greece, from 8 to 10 June 2023.**

The world's leading experts in Neuro-Urology will provide an overview on the latest advances in research and clinical practice of this rapidly developing and exciting discipline. This unique meeting combines state-of-the-art lectures (keynote lectures, INUS partner societies' lectures), lively panel discussions, poster sessions, and hands-on workshops (urodynamics, neuromodulation, neurosciences, translational research, pediatrics) with emphasis placed on interactive components. There will be many opportunities to exchange thoughts, experiences and ideas, and also to make new friendships.

To promote the next generation of outstanding young researchers and clinicians who represent the future of Neuro-Urology, we are excited to again announce the prestigious **Swiss Continence Foundation (SCF) Award of 10'000 Swiss francs** which will be awarded to the best contribution from a young Neuro-Urology talent at the INUS Annual Congress 2023 in Athens.

We are extremely honored to be organizing the INUS Annual Congress 2023 and are very much looking forward to seeing you all in Athens!

Best regards,

Organizing Committee

Thomas M. Kessler
Charalampos Konstantinidis
Michael Samarinas

Scientific Program Committee

Apostolos Apostolidis
Jorge Moreno

TABLE OF CONTENTS

Who is INUS?	Page 4
Venue	Page 6
Faculty	Page 7
Scientific Program	
Program Overview	Page 8
Scientific Program Friday	Page 9
Scientific Program Saturday	Page 11
Poster Sessions	page 15
Workshops	
Overview	Page 21
Thursday	Page 22
Friday	Page 24
Saturday	Page 28
Registration	Page 31
Sponsors and Partners	Page 32



We are thrilled to announce that INUS will return to its roots in Switzerland in **January 2025** for our **10-year anniversary!**

In 2024 INUS will host two regional events. We will inform you about the exact dates, venues, and program details of the 2024 meetings and the homecoming in Switzerland in 2025.

Thank you for your continued support and enthusiasm. Follow us on our social media channels and homepage to stay up-to-date.



INUS.org



@Neuro-Urology



Neuro_Urology



@Neuro-Urology

WHO IS INUS

Who are we? The International Neuro-Urology Society (INUS)

The International Neuro-Urology Society (INUS) is a medical scientific non-profit organisation with the aim to sustainably improve and promote the medical care for patients suffering from neuro-urological disorders worldwide.

All researchers and health care professionals who deal with neuro-urological patients or research projects are eligible and welcome to apply for membership. If you are interested in becoming a member of the INUS please visit the society's homepage www.neuro-uro.org.

Those under 36 years of age can register for free.

Companies, institutions, foundations or individuals who are interested in supporting the society can become a partner of the INUS.

Please contact us to become a partner: info@neuro-uro.org



JOIN NOW



Thomas M. Kessler
President



Blayne Welk
Vice President



Marcio A. Averbek
Treasurer



Stefania Musco
Secretary



Helmut Madersbacher
Past President



Howard B. Goldman
Promotional Officer



Jorge Moreno-Palacios
Educational Officer



Limin Liao
Officer for
Regional Chapters



Naoki Yoshimura
Research Officer:
Animal/Basic



Bertil B. Blok
Research Officer:
Human/Clinical



Jalesh N. Panicker
Interdisciplinary Officer



Ervin Kocjancic
Liaison Officer



Ruth Kirschner-Hermanns
Oversight Committee



Emmanuel Braschi
Oversight Committee

VENUE

Again, INUS chose a venue right in the historic centre of its host town. The **Royal Olympic Hotel** is situated right in front of the famous Temple of Zeus and the National Garden. Enjoy the grand view of the Acropolis from the rooftop bar or visit the Acropolis Museum which is just a two-minute walk away.

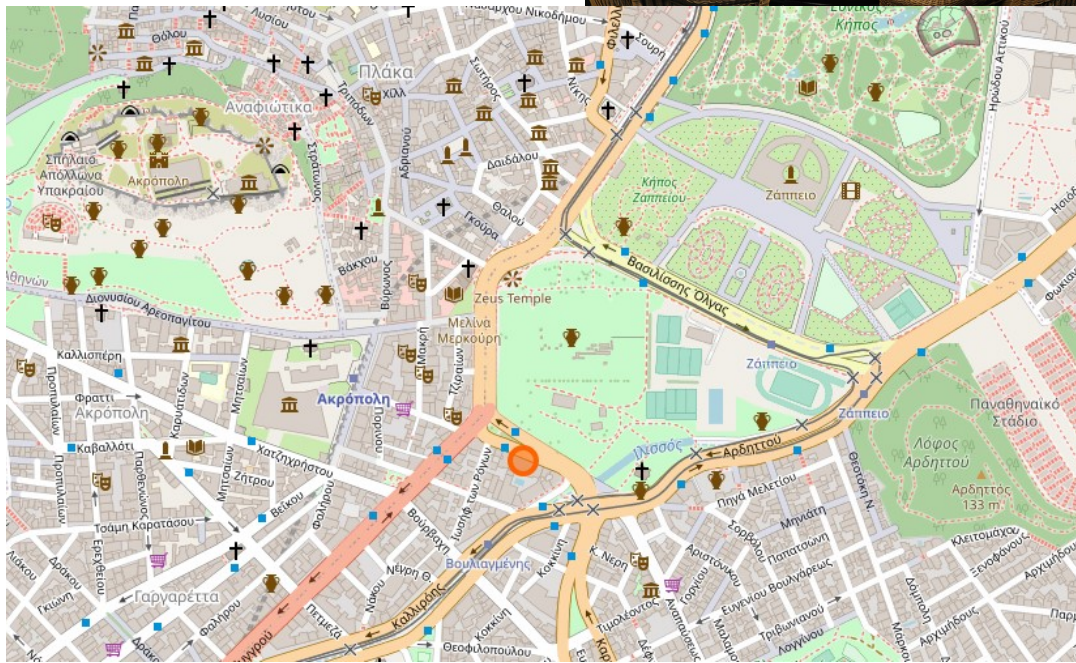
Venue location:
28-34 Athanasiou Diakou Str.
117 43, Athens, GREECE



BOOK NOW



Royal Olympic
ATHENS



Adam, Rosalyn (US)
 Almousa, Riyad (SA)
 Anderson, Collene (CH)
 Aparicio, Alejandro (CR)
 Apostolidis, Apostolos (GR)
 Athanasopoulos, Anastasios (GR)
 Averbeck, Marcio (BR)
 Bardan, Razvan (RO)
 Bauer, Stuart (US)
 Baumann, Sarah (CH)
 Birder, Lori Ann (US)
 Blok, Bertil (NL)
 Braschi, Emmanuel (AR)
 Castaño, Juan Carlos (CO)
 David, Gergely (CH)
 de Wachter, Stephan (BE)
 Del Popolo, Giulio (IT)
 Estrada, Carlos (US)
 Finazzi Agrò, Enrico (IT)
 Furruther, Alexandra (AT)
 Ginsberg, David (US)
 Goldman, Howard (US)
 Gross, Oliver (CH)

Hentzen, Claire (FR)
 Hughes, Francis (US)
 Karatzas, Anastasios (GR)
 Kennelly, Michael (US)
 Kessler, Thomas (CH)
 Kirschner-Hermanns, Ruth (DE)
 Kocjancic, Ervin (US)
 Konstantinidis, Charalampos (GR)
 Krassioukov, Andrei (CA)
 Leitner, Lorenz (CH)
 Liao, Limin (CN)
 Liechti, Martina (CH)
 Madersbacher, Helmut (AT)
 Mair, Dora (AT)
 Makris, Theodora (CH)
 Mehnert, Ulrich (CH)
 Mehrad, Mehri (IR)
 Meng, Miriam (CH)
 Monastyrskaia, Katia (CH)
 Moreno-Palacios, Jorge (MX)
 Mosiello, Giovanni (IT)
 Musco, Stephania (IT)
 Nair, Shobha (UK)

Nikolia, Archontia (GR)
 Oeconomou, Athanassios (GR)
 Önem, Kadir (TR)
 Panicker, Jalesh (UK)
 Príncipe , Paulo (PT)
 Routh, Jonathan (UK)
 Sager, Cristian (AR)
 Samarinas, Michael (GR)
 Sartori, Andrea (US)
 Sievert, Karl-Dietrich (DE)
 Sofikitis, Nikolaos (GR)
 Stalder, Stephanie (CH)
 Stoffel, John (US)
 Tahra, Ahmet (TR)
 Tanaka, Stacy (US)
 Terzoni, Stefano (IT)
 van der Lely, Stéphanie (CH)
 Vrijens, Desiree (NL)
 Welk, Blayne (CA)
 Werneburg , Glenn (US)
 Wright, Sarah (UK)
 Yoshimura, Naoki (JP)

CONGRESS OVERVIEW

Thursday June 8th	08:00	Board Meeting (by invitation)	Conference Room 2
	14:00	Workshop: Urodynamics	Conference Room G
	14:00	Workshop: Neuromodulation	Conference Room 1
Friday June 9th	8:00	Workshop: Neurosciences	Conference Room G
	8:00	Workshop: Translational Research	Conference Room 1
	8:00	Workshop: Pediatrics	Conference Room 2
	13:00	Scientific Program	Main Hall
	17:30	Poster Sessions 1, 2 and 3	Conference Rooms G, 1, 2
	18:45	General Assembly (for members only)	Main Hall
Saturday June 10th	8:00	Nurse Workshop	Conference Room G
	8:00	Poster Sessions 4 and 5	Conference Rooms G, Main Hall
	9:00	Scientific Program	Main Hall
	20:00	Annual Dinner	Royal Olympic Hotel

13:00-13:10 **Congress Opening** Thomas Kessler

Chairpersons: Stephania Musco, Bertil Blok

13:10-13:40 **Keynote Lecture:** Detrusor underactivity: pharmacological targets - can we restore normal detrusor function? Lori Birder

13:40-14:00 **SUFU Lecture:** Economic burden of treatment and rehabilitation for neurogenic lower urinary tract dysfunction David Ginsberg

14:00-14:20 Neurogenic urinary incontinence in children and adolescents Stacy Tanaka

14:20-15:10 **Panel Discussion**
Challenging cases in pediatric neuro-urology
Case 1 (GM)
Case 2 (CE)
Moderator: Anastasios Karatzas
Stuart Bauer
Carlos Estrada
Giovanni Mosiello
Stacy Tanaka
Cristian Sager

15:10-15:40 **Break**

SCIENTIFIC PROGRAM Friday

Chairpersons: Moderator: Howard Goldman, Jorge Moreno

15:40-16:00	TAU Lecture: Which urodynamic parameters matter in the neuro-genic population?	Ahmet Tahra
16:00-16:30	ICS Lecture: Highlights on neurogenic incontinence and sexual dysfunction	Charalampos Konstantinidis
16:30-16:50	Effects of SCI on testicular endocrine and exocrine function	Nikolaos Sofikitis
16:50-17:30	Panel Discussion Cases on sexual dysfunction Moderator: Desiree Vrijens	Razvan Bardan Claire Hentzen Charalampos Konstantinidis Nikolaos Sofiktis
17:30—18:30	Poster Session and Discussion (Conference Room G) Session 1: Surgical	Moderators: Alejandro Aparicio & Ervin Kocjancic
17:30—18:30	Poster Session and Discussion (Conference Room 1) Session 2: Clinical	Moderators: Anastasios Athanasopoulos & Michael Kennelly
17:30—18:30	Poster Session and Discussion (Conference Room 2) Session 3: Clinical	Moderators: Apostolos Apostolidis & Emmanuel Braschi
18:45—20:00	General Assembly (Main Hall, members only)	

Saturday SCIENTIFIC PROGRAM

8:00—9:00	Poster Session and Discussion (Conference Room 1) Session 4: Clinical	Moderators: Jorge Moreno & Stefania Musco
8:00—9:00	Poster Session and Discussion (Main Hall) Session 5: Basic	Moderators: Francis Hughes & Andrea Sartori
Chairpersons: Apostolos Apostolidis, Michael Samarinas		
9:00-9:25	Keynote Lecture: Autonomic dysreflexia: how to document and manage in our SCI patients	Andrei Krassioukov
9:25-10:10	Panel Discussion Cases on autonomic dysreflexia Moderator: Juan Carlos Castaño	Stephan de Wachter David Ginsberg Lorenz Leitner Ruth Kirschner-Hermanns
10:10-10:25	PACS Lecture: Bladder augmentation and renal transplant in the neurogenic population	Riyad Almousa
10:25-10:40	IUA lecture: Challenges in the treatments of neuro-urological sexual dysfunction in women in the Islamic world	Mehri Mehrad
10:40-11:00	The value of post-void residual in non-catheterising neuro-urological patients	John Stoffel
11:00-11:30	Break	

SCIENTIFIC PROGRAM Saturday

Chairpersons: Marcio A. Averbeck, Helmut Madersbacher

11:30- 11:50	What's new on the central control of micturition	Jalesh Panicker
11:50- 12:10	Spinal cord network, lower urinary tract dysfunction and neuro-urolgy	Gergely David
12:10- 13:00	Balloon Debate Clinical conundrum in neuro-urolgy Moderator: Blayne Welk	Emmanuel Braschi Giulio Del Popolo Michael Samarinas John Stoffel
13:00- 14:00	Lunch Break	

Chairperson: Ulrich Mehnert

14:00- 16:00	The future in Neuro-Urology: Young talent's cutting-edge research and SCF Award competition Moderator: Ulrich Mehnert	Martina Liechti Andrea Sartori John Stoffel Jalesh Panicker Glenn Werneburg
16:00- 16:30	Break	

Saturday SCIENTIFIC PROGRAM

Chairpersons: Limin Liao, Blayne Welk

16:30-16:50	Keynote Lecture: Unmet needs in neuromodulation for neurogenic lower urinary tract dysfunction	Karl-Dietrich Sievert
16:50- 17:10	UNUFU Lecture: QoL, decision-making for treatment and treatment adherence in patients with multiple sclerosis/NLUTD	Apostolos Apostolidis
17:10 – 17:30	Methodology and biostatistics in neuro-urology	Collene Anderson
17:30 – 17:50	SIU Lecture: Management of urethral and stoma complications in neuro-urological patients	Paulo Príncipe
17:50 – 18:45	Interactive Cases	
	Parkinson's and the Prostate: when to operate	Marcio Averbeck
	Neurogenic urinary stress incontinence in women: To sling or not to sling?	Enrico Finazzi Agró
	Treatments in neurogenic bowel dysfunction	Giulio Del Popolo
18:45	Concluding remarks	Thomas Kessler

World-class medicine for better quality of life

Swiss Continence Foundation

The Swiss Continence Foundation (SCF) is a non-profit organization founded in April 2011 with the goal of supporting and advancing research and education in the field of Neuro-Urology and functional urology.

A central issue of the foundation is the considerable improvement in the quality of patient care and in the patients' quality of life. In addition, the foundation's support in high-quality advanced training and education in the field of Neuro-Urology and functional urology is supposed to contribute to the distribution of the knowledge gained from research and science to physicians, nursing specialists and to the interested public.

In order to achieve these goals the SCF depends on your financial support and the foundation board would highly appreciate your donation.



Bank details of the Swiss Continence Foundation:

Aargauische Kantonalbank, Kaiserstrasse 8, CH-4310 Rheinfelden

IBAN: CH88 0076 1501 7999 1200 1

BIC/Swift: KBAGCH22XXX

www.swisscontinencefoundation.ch

The Scientific Board of INUS always welcomes the submission of original research and clinical abstracts for presentation at the annual meeting's poster sessions. Due to the huge amount of interesting abstracts this year, the posters will be presented in 5 sessions:

On Friday June 9th at 17:30

- Poster Session 1 (Surgical) chaired by Alejandro Aparicio and Ervin Kocjancic
- Poster Session 2 (Clinical) chaired by Anastasios Athanosopoulos and Michael Kennelly
- Poster Session 3 (Clinical) chaired by Apostolos Apostolidis and Emmanuel Braschi

On Saturday June 10th at 08:00

- Poster Session 4 (Clinical) chaired by Jorge Moreno and Stephania Musco
- Poster Session 5 (Basic) chaired by Francis Hughes and Andrea Sartori

POSTER SESSIONS Friday

SESSION 1: SURGICAL (Conference Room G)

Chairpersons: Alejandro Aparicio, Ervin Kocjancic

Ralf Anding	External urethral sphincter injections with botulinumtoxin a in patients with neurogenic detrusor sphincter dyssynergia without spinal cord lesions: a retrospective study
Stuart Bauer	Facilitators and barriers to transitioning to self-catheterization: a patient and caregiver perspective
Stuart Bauer	Prenatal closure of myelomeningocele is associated with higher risk for early secondary spinal cord tethering
Konstantinos Kapriniotis	Outcomes of urethral sphincter (US) onabotulinum toxin type A (Botox) after failed sacral neuromodulation (SNM) therapy in women with voiding dysfunction (VD)/chronic non-obstructive urinary retention (CNOUR)
Konstantinos Kapriniotis	The outcomes of sacral neuromodulation in patients with refractory nocturnal enuresis
Stephan Kiss	Transurethral resection of the prostate versus medical treatment for bladder outlet obstruction in non-neurological patients with high storage pressures: a pilot study
Cristian Sager	Pediatric neurogenic bladder and treatment with onabotulinumtoxin A
Tobias S. Schmidli	Transurethral injection of autologous muscle precursor cells for the treatment of female stress urinary incontinence – a prospective and randomized phase I clinical trial
Salhi Zeki	Comparison of the treatment efficacy of selective bladder denervation of trigone with radiofrequency ablation method in refractory overactive bladder patients with patients who underwent bladder intramuscular botulinum toxin injection

SESSION 2: CLINICAL (Conference Room 1)

Chairpersons: Anastasios Athanosopulus, Michael Kennelly

David Ginsberg	Construct validity of the irritable bowel syndrome - quality of life (IBS-QoL) questionnaire in spinal cord injury (SCI) patients
David Ginsberg	Face validity of the irritable bowel syndrome - quality of life (IBS-QoL) questionnaire in spinal cord injury (SCI) population
Claire Hentzen	Role of bladder sensations and detrusor overactivity in overactive bladder symptoms in patients with multiple sclerosis
Anke Jaekel	Fatigue, depression, and symptoms of neurogenic lower urinary tract dysfunction in persons with multiple sclerosis
Miklos Romics	A nationwide assessment of the incidence and survey on the management of lower urinary tract symptoms of multiple sclerosis patients – how much do we know? How much do we care?
Hee Seo Son	Adult occult spina bifida with the sole manifestation of lower urinary tract symptoms
Rikke Vaabengaard	A multi-centre randomised controlled study confirming the improved performance with a new micro-hole zone catheter in a population of adult male intermittent catheter users
Rikke Vaabengaard	Dependence on urinary catheterisation elicits considerable worry about urinary tract infections
Ana Vidal	Association between the neurogenic bladder symptom score, functional status and quality of life in multiple sclerosis patients
Mathias Walter	Gastrointestinal microbiome and urinary tract among individuals with chronic spinal cord injury: results from an exploratory, feasibility study

POSTER SESSIONS Friday

SESSION 3: CLINICAL (Conference Room 2)

Chairpersons: Apostolos Apostolidis, Emmanuel Braschi

Veronika Birkhäuser	Urodynamics are essential for predicting the risk for upper urinary tract damage after acute spinal cord injury
Katharina Böhler	Feasibility of using a urinary condom to measure pressure-flow in males in supine and sitting position
Silvan Büeler	Feasibility of lumbosacral spinal cord imaging for patients with neurogenic lower urinary tract dysfunction
Dennis Frings	Single subject fMRI mapping at 7T during stimulation of the urogenital region: a pilot study
David Ginsberg	The effect of transcutaneous spinal cord stimulation on lower urinary tract symptoms and brain activity in stroke survivors: a neuromodulation-functional magnetic resonance imaging study
Oliver Gross	Urodynamics: imposition or not as bad as it seems? Secondary analyses from a randomized controlled trial
Konstantinos Kapriniotis	Static average maximal urethral closure pressure (aveMUCP) as an outcome predictor of urethral sphincter electromyography (USEMG) in a contemporary series of patients with suspected Fowler's Syndrome (FS)
Madlen Kasten	Similar artefact susceptibility for water- and air-filled urodynamic systems: results from a randomized controlled non-inferiority trial
Lars Michels	Altered white matter integrity in female patients with overactive bladder
Mathias Walter	Prevalence of pathological urodynamic findings and subsequent clinical implications in patients with minimally conscious state / unresponsive wakefulness syndrome: a retrospective exploratory study

SESSION 4: CLINICAL (Conference Room 1)

Chairpersons: Jorge Moreno, Stephania Musco

Tamara Pyatnitskaya	Validation of a questionnaire on pelvic organ function for Russian patients with neurological diseases
Marina Ruefli	Frequency effects and sex differences in pudendal nerve somatosensory evoked potentials
Cristian Sager	Evaluation of the uro-nephrological care process in patients with myelomeningocele in Argentina
Cristian Sager	Evolution of neurogenic bladder by myelomeningocele with proactive approach
Cristian Sager	Neurogenic bladder due to lipomas and lipomenigoceles in children
Stephanie Stalder	Sensory assessments in patients with neurogenic lower urinary tract dysfunction undergoing sacral neuromodulation testing
Stephany van der Lely	Effects of age and sex on lower urinary tract current perception thresholds
Felice van Veen	Long-term beneficial effects of Mirabegron in pediatric patients with therapy-refractory neurogenic lower urinary tract dysfunction
Natalia Vazquez	New pelvic floor physiotherapy pathways in a uro-neurology clinic
Sara Wright	Isolated genital numbness – a clinical and pelvic neurophysiology profile

POSTER SESSIONS Saturday

SESSION 5: BASIC (Main Hall)

Chairpersons: Francis Hughes, Andrea Sartori

Alice Giannotti	Intraneural pudendal nerve recording and stimulation in animal models for the closed-loop control of lower urinary tract dysfunction
Michael Kleindorfer	Does early montelukast therapy improve bladder function and spinal cord regeneration after SCI?
Lorenz Leitner	Rapid detection of bacterial UTIs using a reporter phage-based bioluminescence assay
Brit Schröder	New microhole zone catheter prevents flow-stops and bladder micro-trauma during intermittent catheterization
Glenn Werneburg	Neuro-urological device biofilms harbor unique microbe-metabolite interaction networks in infection, and in vitro biofilm reconstitution differs by device material type
Naoki Yoshimura	Lower urinary tract dysfunction induced by spinal cord injury can be improved through imidazoline 2 receptor pathways in mice

Each poster will be presented in a short oral during the session and discussed with attending participants.

Furthermore, all posters will be exhibited during the congress for individual viewing.

Don't miss out on the latest research in neuro-urology.

Workshops OVERVIEW

Thursday

Urodynamics

Chairpersons:
Stefania Musco &
Lorenz Leitner

Neuromodulation

Chairpersons:
Stefan de Wachter &
Howard Goldman

Friday

Neurosciences

Chairpersons:
Bertil Blok &
Jalesh Panicker

Translational Research

Chairpersons:
Katia Monastyrskaja &
Naoki Yoshimura

Pediatrics

Chairpersons:
Anastasios Karatzas
& Cristian Sager

Saturday

Saturday: Nurse Workshop

Nursing care of neuro-urological patients needs special knowledge

Chairpersons: Archontia Nikolia, Charalampos Konstantinidis, Helmut Madersbacher, Stefano Terzoni

WORKSHOPS Thursday

Urodynamics

Thursday June 8th 2023, 14:00—18:00

Conference Room G

Moderators: Stefania Musco & Lorenz Leitner

Objectives theory

- ◇ Gain an understanding of the importance of standardized language for assessing lower urinary tract function
- ◇ Acquire knowledge of the key elements of urodynamic equipment, including its proper use and considerations for specific patient groups

Objectives practical hands-on:

- ◇ Develop skills in evaluating different measuring systems and recognizing their respective advantages and disadvantages
- ◇ Learn to interpret urodynamic findings within the context of clinical cases

14:00	Opening	S. Musco & L. Leitner
-------	---------	-----------------------

PART I: URODYNAMIC INVESTIGATION: FROM THEORY TO PRACTICE

14:05—14:35	Standards & terminology	C. Konstantinidis
-------------	-------------------------	-------------------

14:35—15:00	Video-urodynamic equipment, performance & transducers	R. Kirschner-Hermanns
-------------	---	-----------------------

15:00—15:20	Small body, big machine: urodynamic in children	J. Routh
-------------	---	----------

15:20—15:50	Hands-on training: system and equipment	All tutors
-------------	---	------------

15:50—16:05	Break	
-------------	-------	--

PART II: URODYNAMIC FINDINGS: WHAT WE NEED TO CONSIDER IN CLINICAL PRACTICE

16:05—16:45	Feature or artefact? Find the pitfall!	J. Moreno
-------------	--	-----------

16:45—17:55	Hands-on training: clinical cases & discussion	All tutors
-------------	--	------------

17:55—18:00	Closing remarks	S. Musco & L. Leitner
-------------	-----------------	-----------------------

Neuromodulation

Thursday June 8th 2023, 14:00—16:00

Conference Room 1

Moderators:

Howard Goldman & Stefan de Wachter

Objectives:

1. Provide scientific and clinical insights into neuromodulation including the newest innovation and its implementation and experience in clinical practice
 - ◇ Understand the innovations in technology in the context of non-invasive and invasive neuromodulation
 - ◇ Patient choice in decision making on the treatment options
 - ◇ Learn how to follow-up patients undergoing neuromodulation therapies
2. Practical hands-on part will allow to practice non-invasive neuromodulation on participants and invasive neuromodulation (sacral neuromodulation) on models
 - ◇ Positioning of patch / needle electrodes
 - ◇ Tined lead and neuromodulator implantation (rechargeable and recharge free)
 - ◇ Troubleshooting

14:00	Welcome	H. Goldman & S. de Wachter
14:00—14:20	Current overview of neuromodulation in neuro-urology	H. Goldman
14:20—14:40	Mechanisms of action of neuromodulation	J. Panicker
14:40-15:00	Future directions in neuromodulation	M. Averbeck
15:00—16:00	Hands-on session	M. Averbeck
		S. de Wachter
		H. Goldman
		O. Gross
		M. Liechti
		J. Panicker
		S. Stalder
		S. van der Lely

WORKSHOPS Friday

Neurosciences

Friday June 9th 2023, 08:00—12:00

Conference Room G

Moderators: Bertil Blok & Jalesh Panicker

Objectives:

- ◇ To understand the neural basis for bladder and sexual dysfunction
- ◇ To explore the interface between urological, neurological and mental health disorders
- ◇ To reflect upon the impact of neurological diseases on lower urinary tract functions

8:00	Welcome	B. Blok & J. Panicker
------	---------	-----------------------

8:00—8:35	The role of sensory processing in the pathogenesis of OAB	U. Mehnert
-----------	---	------------

8:35—9:10	Detrusor Sphincter Dysynergia- neural mechanisms for dysfunction, assessment and management	J. Stoffel
-----------	---	------------

9:10—9:45	Lower spinal cord imaging as a tool to understand neurogenic voiding dysfunction	M. Liechti
-----------	--	------------

9:45—10:15	Break	
------------	-------	--

10:15—10:50	Peripheral neural correlates to genital sensitivity	S. Wright
-------------	---	-----------

10:50—11:25	Central neural correlates to genital sensitivity	B. Blok
-------------	--	---------

11:25—12:00	Unravelling the bidirectional relationship between mental health disorders and LUTS	D. Vrijens
-------------	---	------------

12:00	Closing remarks	
-------	-----------------	--

ean
congress

9th Congress of the
European Academy
of Neurology

Budapest
2023

July 1 – 4

See you in
Helsinki 2024






Neurology beyond the Big Data



Find out more!



www.ean.org/budapest2023
#ean2023   

WORKSHOPS Friday

Translational Research

Friday June 9th 2023, 08:00—12:00

Conference Room 1

Moderators: Katia Monastyrskaya &

Naoki Yoshimura

Objectives:

- ◇ Understanding the peripheral pathophysiology of lower urinary tract dysfunction (LUTD) in spinal cord injury (SCI) and bladder outlet obstruction
- ◇ Understand the aging-related pathophysiology of LUTD
- ◇ Understanding the central control mechanisms of micturition
- ◇ Understanding the central pathophysiology of LUTD in SCI
- ◇ Understanding of the central pathophysiology of LUT symptoms and depression

8:00	Welcome	K. Monastyrskaya & N. Yoshimura
------	---------	---------------------------------

PERIPHERAL MECHANISMS OF LUTD

Moderators: N. Yoshimura (Japan)

8:00—8:35*	Gene expression profiles of neurogenic and obstruction-induced LUTD	K. Monastyrskaya
------------	---	------------------

8:35—9:10*	Mechanistic investigation of inosine in LUTD following spinal cord injury	R. Adam
------------	---	---------

9:10—9:45*	LUTD and remodeling: impact of uro-toxic metabolites	L. Birder
------------	--	-----------

9:45—10:15	Break	
------------	-------	--

CENTRAL MECHANISMS OF LUTD

Moderators: K. Monastyrskaya (Switzerland)

10:15—10:50*	CNS control of the lower urinary tract	A. Sartori
--------------	--	------------

10:50—11:25*	LUTD in spinal cord injury: gender difference in the mouse model and new targets	N. Yoshimura
--------------	--	--------------

11:25—12:00*	Why are some people with LUTS depressed?	F. Hughes
--------------	--	-----------

Pediatrics

Friday June 9th 2023, 08:00—12:00

Conference Room 2

Moderators:

Anastasios Karatzas & Cristian Sager

Objectives:

- ◊ Update of nomenclature in pediatric neurogenic bladder
- ◊ Explanation of urinary tract evaluation algorithms
- ◊ Develop knowledge and skills in urodynamics and video-urodynamic studies. The most frequent patents.
- ◊ Highlight the importance of clean intermittent catheterization.
- ◊ Update and explain medical and surgical approach and therapeutics in Pediatric neurogenic bladder.

8:00	Welcome	G. Mosiello
8:05—8:20	Nomenclature and Standardization	A. Karatzas
8:20—8:35	Spina bifida evaluation / UMPIRE project	J. Routh
8:35—8:50	Pitfalls in urodynamic studies	S. Bauer
8:50—9:05	Indications for Video-Urodynamics Vesico-ureteral reflux/renal function	C. Sager
9:05—9:20	Role of perineal EMG Sphincters Urinary continence assessment	C. Estrada
9:20—9:45	Discussion	All tutors
9:45—10:15	Break	
10:15—10:30	Clean intermittent catheterization and training programs	S. Tanaka
10:30—10:45	Pharmacological refractoriness / Botulinum toxin A	C. Sager
10:45—11:00	Augmentation cystoplasty and continent stomas	G. Mosiello
11:00—11:15	Tissue engineering in Urology	C. Estrada
11:15—12:00	Discussion and closing remarks	All tutors

WORKSHOPS Saturday

Nurse Workshop

Saturday June 10th 2023, 08:00—12:00

Conference Room G

Moderators: Archontia Nikolia, Charalampos

Konstantinidis, Helmut Madersbacher & Stefano Terzoni

Objectives:

- ◊ Identify risk factors for recurrent UTIs using a systematic assessment tool
- ◊ Outline methods for performing intermittent catheterization (IC) in children and adults
- ◊ Review different types of intermittent catheters for IC
- ◊ Train IC with the trainers

8:00	Welcome	H. Madersbacher (Austria)
URINARY TRACT INFECTIONS IN NEUROGENIC LOWER URINARY TRACT DYSFUNCTION Moderators: H. Madersbacher (Austria), C. Konstantinidis (Greece)		
8:10—8:30	Urinary Tract Infections – the number one complication in patients with Neurogenic Lower Urinary Tract Dysfunction – reasons	A. Oeconomou (Greece)
8:35—8:55	Therapeutic strategies – antibiotics only?	L. Leitner (Switzerland)
9:00—9:15	Can surgery help?	K. Önem (Türkiye)
9:15—9:30	Discussion	
9:30—10:00	Break	
INTERMITTENT CATHETERIZATION Moderators: S. Terzoni (Italy), A. Nikolia (Greece)		
10:00—10:15	Terminology of techniques and materials	H. Madersbacher (Austria)
10:20—10:35	Assessment of UTI in IC users – which problems can arise?	S. Terzoni (Italy)
10:40—10:55	Intermittent Catheterization in children – tips and tricks	A. Furruther (Austria) D. Mair (Austria)
11:00—12:00	Hands-On-Training in small groups Supervisors: A. Nikolia, S. Terzoni	S. Baumann (Switzerland) A. Furruther (Austria) D. Mair (Austria) T. Makris (Switzerland) S. Nair (UK) S. Terzoni (Italy)

BJUI COMPASS

a fully open access journal from BJUI

<https://bjui.pub/BJUI-Compass>

Swiss Continece Foundation
members are eligible for a

30%

APC discount on BJUI Compass



KEEP UP-TO-DATE WITH BJUI JOURNALS AND E-LEARNING

Care Pathways Help Guide your Patients to Better Health

The care pathway enables you to provide a full journey of diagnostic through to therapeutic solutions for patients with lower urinary tract challenges. Laborie offers a variety of products throughout this care pathway, allowing you to more seamlessly guide patients to better urological health.



Evaluate

Diagnostics

- **Portascan 3D™** Bladder Scanners
- **Flowmaster**
- **Flowstar**
- **Urocap™ IV**



1st Line

Behavioral Therapy

- **UroStym®** Pelvic Floor rehabilitation



2nd Line

Medication

- *Laborie does not currently have any pharmaceutical offerings.*



Reassess

Advanced Diagnostics

- **NXT™ Pro** Advanced Urodynamics System
- **Nexam Pro** Urodynamics System
- **T-DOC®** Air-Charged™ Urodynamics Catheters
- **e-Sense®** Electronic Catheters
- **Fluid Filled Catheters**



3rd Line

Advanced Therapies

- **Urgent PC®** PTNS Therapy
- **injeTAK®** Cystoscopy Needles



Innovative Technologies

- **Eclipse™** Fecal Incontinence Treatment
- **Optilume®** Urethral Drug Coated Balloon

Register Now

Registration is possible through our website: www.neuro-uro.org

Active members of INUS benefit from a **20% discount** on the meeting attendance fee.
Please login to use your discount.

Not yet an INUS member? Join INUS now: www.neuro-uro.org



	Early Bird (before April 3rd)	from April 3rd	Onsite (Cash only)
Full Meeting (incl. refreshment & lunch)	€ 550	€ 650	€ 700
INUS Members	€ 440	€ 520	€ 560
Residents & PhD Students	€ 300	€ 400	€ 450
Nurses & Physiotherapists	€ 250	€ 300	€ 400
Nurse Workshop Only	€ 120	€ 150	€ 190
Workshop Participation Fee (per workshop)	€ 120	€ 150	€ 190
Nurse Workshop (with your registration)	€ 0	€ 0	€ 0

For terms, conditions and cancellation policy visit www.neuro-uro.org

CME Accreditation

The European Accreditation Council for Continuing Medical Education (EACCME®) grants **CME credits** for your participation.

You will receive information on how to obtain your CME certificate by e-mail after the congress.



WE THANK OUR SPONSORS AND CONTRIBUTORS

Platinum
Sponsor

Laborie⁷
FOR DIGNITY. FOR LIFE.

Silver
Sponsors

Medtronic



Axonics



Coloplast



Hollister

Wellspect[®]

Partners



**S W I S S
CONTINENCE
FOUNDATION**